

PRISM

Light-emitting diode module

Prism P2 0,72W

TECHNICAL INFORMATION

LED type	2835
Input	12V DC
Color temperature	6500 K
Beam angle	165°
Protection level	IP 67
Center-to-center distance	180 mm
Working temperature	-30°C + 50°C
Available colors	●
Power	0,72 W
Light output	68 lm

FOR CHANNEL LETTERS

MODULE DESIGNED CHANNEL LETTERS

DEPTH 80-120 MM

BEST FOR 80-120MM DEEP LIGHTBOXES

RECOMMENDED DEPTH: C-C DISTANCE RATIO 1:1,8

UP TO 120LM/W

HIGH EFFICIENCY LED INSIDE

IP67

DUST AND WATER PROTECTED

68 lm


HIGH BRIGHTNESS 68 LM PER MODULE

6500 K

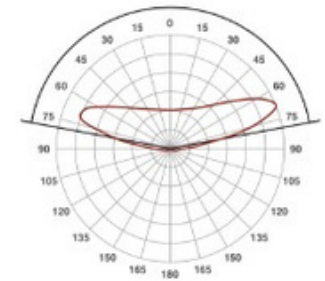
6500 K AND OTHER COLORS

5 YEARS WARRANTY

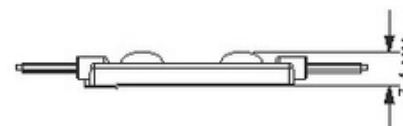
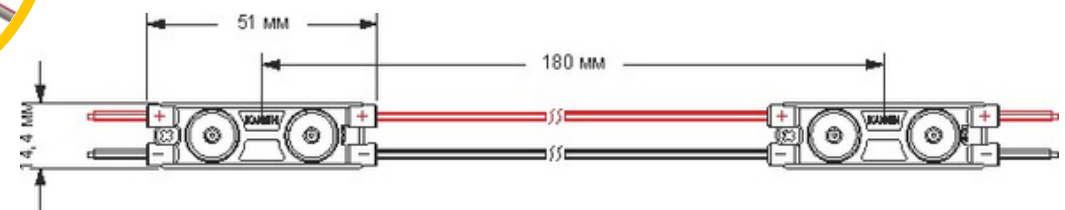
5 YEAR EXTENDED WARRANTY



LIGHT DISTRIBUTION GRAPH
Beam angle is 165°



DIMENSIONS



PACKAGING

Packing type	Chain	Package	Box
Quantity	20 pcs	200 pcs	2400 pcs
Weight	0,16 kg	1,6 kg	19 kg

CONNECTION

