

PRISM

Light-emitting diode module

Prism PRO1 HE+

TECHNICAL INFORMATION

LED type	2835
Input	12V DC
Color temperature	6500 K
Beam angle	165°
Protection level	IP 67
Center-to-center distance	140 mm
Working temperature	-30°C + 50°C
Available colors	●
Power	0,36 W
Light output	60 lm

FOR CHANNEL LETTERS

MODULE DESIGNED FOR CHANNEL LETTERS

DEPTH 60-100 MM

BEST FOR 60-100MM DEEP LIGHTBOXES

RECOMMENDED DEPT: C-C DISTANCE RATIO

1:1.8 RATIO

UP TO 160LM/W

HIGH EFFICIENCY LED INSIDE

IP 67

DUST AND WATER PROTECTED

60 lm


HIGH BRIGHTNESS 60 LM PER MODULE

6500 K

6500 K AND OTHER COLORS

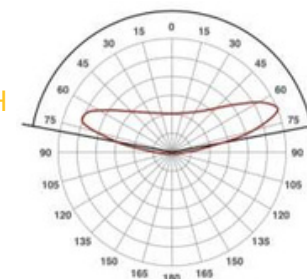
5 YEARS WARRANTY

5 YEAR EXTENDED WARRANTY

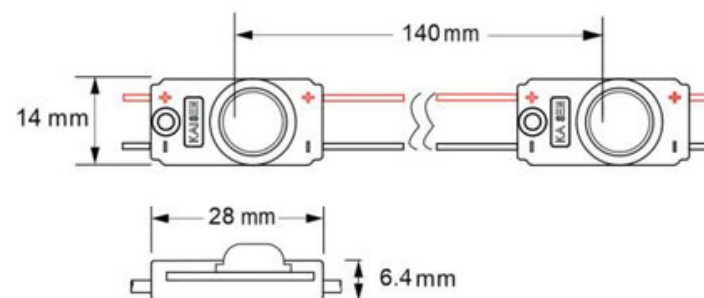


LIGHT DISTRIBUTION GRAPH

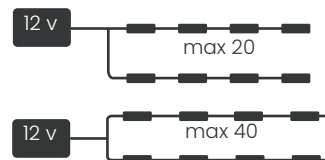
Beam angle is 165°



DIMENSIONS



CONNECTION



PACKAGING

	Chain	Package	Box
Packing type	Chain	Package	Box
Quantity	20 pcs	200 pcs	3200 pcs
Weight	0,13 kg	1,34kg	21,5 kg

