

# PRISM

Light-emitting diode module

## Prism PRO2 HE+ 0,72W

### TECHNICAL INFORMATION

LED type	2835
Input	12V DC
Color temperature	6500 K
Beam angle	165°
Protection level	IP 67
Center-to-center distance	200 mm
Working temperature	-30°C + 50°C
Available colors	●
Power	0,72 W
Light output	116 lm

**FOR CHANNEL LETTERS**

MODULE DESIGNED CHANNEL LETTERS

**DEPTH 80-120 MM**

BEST FOR 80-120MM DEEP LIGHTBOXES

**1:1,8 RATIO**

RECOMMENDED DEPTH: C-C DISTANCE RATIO

**UP TO 160LM/W**

HIGH EFFICIENCY LED INSIDE

**IP 67**

DUST AND WATER PROTECTED

**116lm**


HIGH BRIGHTNESS 116 LM PER MODULE

**6500 K**

6500 K AND OTHER COLORS

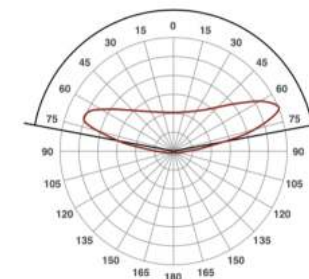
**5 YEARS WARRANTY**

5 YEAR EXTENDED WARRANTY

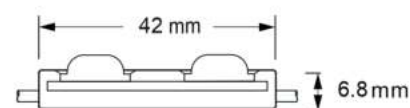
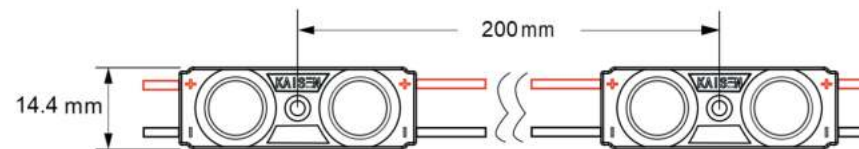


### LIGHT DISTRIBUTION GRAPH

Beam angle is 165°



### DIMENSIONS



### PACKAGING

Packing type	Chain	Package	Box
Quantity	20 pcs	200 pcs	2000 pcs
Weight	0,2 kg	2 kg	20,5 kg

### CONNECTION

